





QUATRO
DESIGN®

CIVIC



ABOUT

We stand at the intersection of landscape and architecture, our work is founded in balance — between people and place — enhancing the Australian built environment through quality, design detail and durability that surpasses time and trends.



AUSTRALIAN MANUFACTURING

Quatro Design is synonymous with quality. To achieve consistent high quality and durability, our products are manufactured using modern and specialized GRC equipment.

The manufacture of GRC production requires a high degree of hands-on specialized labour coupled with close attention to detail.

Many of our employees are long standing and valued members of our team who understand GRC production and what is required to deliver consistent quality. These highly valued personal skills coupled with modern specialised GRC equipment is an important part of our manufacturing philosophy.

Each piece is checked during the manufacturing process to ensure compliance with our strict standards and to ensure that our products deliver on customer expectations.

We believe in the value of hand finishing all our products, with attention to detail that has been acquired over years of manufacturing and in supporting the development of our team.



We're proud of the support that we are able to give our local community and the role that we continue to play in enhancing the Australian built environment.



CIVIC




Our collection of robust and extra-large Glassfibre Reinforced Concrete planter boxes are well suited to commercial applications where the landscape needs to meet the large scale of the public domain. Their minimalist and understated design will compliment a variety of architectural styles.

Our square and rectangular planter boxes come standard with 10 mm high strip feet cast into the base. Planter box strip feet add 10mm to the overall product height.


Visit quatrodesign.com.au for product specifications and drawings.

BIG & BOLD BLOCK FORMS

- Narrow Tall 1500/500/1000 ○ CRP155010
L 1500 x W 500 x H 1000 mm
200kg Approx Weight
0.68 m³ Approx Volume
- Narrow Tall 1500/600/1000 CRP156010
L 1500 x W 600 x H 1000 mm
230kg Approx Weight
0.81 m³ Approx Volume
- Narrow Tall 2000/500/800 CRP205080
L 2000 x W 500 x H 800mm
235kg Approx Weight
0.72 m³ Approx Volume
- Narrow Tall 2000/500/1000 CRP205010
L 2000 x W 500 x H 1000 mm
275kg Approx Weight
0.90 m³ Approx Volume




- Narrow Tall 2000/600/1000 ○ CRP206010
L 2000 x W 600 x H 1000 mm
285kg Approx Weight
1.08 m³ Approx Volume




- 2000 Wide Low Planter CRP209060
L 2000 x W 900 x H 600 mm
240kg Approx Weight
0.97 m³ Approx Volume




- 2200 Wide Tall Planter CRP221080
L 2200 x W 1000 x H 800 mm
425kg Approx Weight
1.58 m³ Approx Volume



- 2400/400/600 Trough Planter ZFS244060
L 2400 x W 400 x H 600 mm
250kg Approx Weight
0.52 m³ Approx Volume



- 2400/600/600 Trough Planter Z6M246060
L 2400 x W 600 x H 600 mm
280kg Approx Weight
0.78 m³ Approx Volume




- 1200 Square Tall CSP121280
L 1200 x W 1200 x H 800 mm
275kg Approx Weight
1.04 m³ Approx Volume



- 1500 Square Tall CSP151510
L 1500 x W 1500 x H 1000 mm
480kg Approx Weight
2.03 m³ Approx Volume



- 1800 Square Tall CSP181810
L 1800 x W 1800 x H 1000 mm
550kg Approx Weight
2.92 m³ Approx Volume



- 2000 Square Tall CSP202010
L 2000 x W 2000 x H 1000 mm
* 75mm block feet as standard (add to height)
750kg Approx Weight
3.60 m³ Approx Volume



○ Palletised = forklift or crane required
● Palletised for multiples only = forklift or crane required if more than one unit on order

COLOUR EXAMPLES

KALGOORLIE

2000 Square Tall
CSP202010
L 2000 x W 2000 x H 1000 mm
* 75mm block feet as standard (add to height)
750kg Approx Weight
3.60 m³ Approx Volume



2000 Wide Low Planter
CRP209060
L 2000 x W 900 x H 600 mm
240kg Approx Weight



2200 Wide Tall Planter
CRP221080
L 2200 x W 1000 x H 800 mm
425kg Approx Weight



CONCRETE GREY

2000 Square Tall
CSP202010
L 2000 x W 2000 x H 1000 mm
* 75mm block feet as standard (add to height)
750kg Approx Weight
3.60 m³ Approx Volume



2000 Wide Low Planter
CRP209060
L 2000 x W 900 x H 600 mm
240kg Approx Weight



2200 Wide Tall Planter
CRP221080
L 2200 x W 1000 x H 800 mm
425kg Approx Weight



CHARCOAL

2000 Square Tall
CSP202010
L 2000 x W 2000 x H 1000 mm
* 75mm block feet as standard (add to height)
750kg Approx Weight
3.60 m³ Approx Volume



2000 Wide Low Planter
CRP209060
L 2000 x W 900 x H 600 mm
240kg Approx Weight



2200 Wide Tall Planter
CRP221080
L 2200 x W 1000 x H 800 mm
425kg Approx Weight



SCALE REFERENCE

Narrow Tall 1500/500/1000 ○ CRP155010
L 1500 x W 500 x H 1000 mm
215kg Approx Weight



Narrow Tall 1500/600/1000 ○ CRP156010
L 1500 x W 600 x H 1000 mm
230kg Approx Weight



Narrow Tall 2000/500/800 ○ CRP205080
L 2000 x W 500 x H 800 mm
235kg Approx Weight



Narrow Tall 2000/500/1000 ○ CRP205010
L 2000 x W 500 x H 1000 mm
275kg Approx Weight



Narrow Tall 2000/600/1000 ○ CRP206010
L 2000 x W 600 x H 1000 mm
285kg Approx Weight



2000 Wide Low Planter
CRP209060
L 2000 x W 900 x H 600 mm
240kg Approx Weight



2200 Wide Tall Planter
CRP221080
L 2200 x W 1000 x H 800 mm
425kg Approx Weight



2400/400/600 Trough ○ ZFS244060
L 2400 x W 400 x H 600 mm
200kg Approx Weight



2400/600/600 Trough
Z6M246060
L 2400 x W 600 x H 600 mm
230kg Approx Weight



1200 Square Tall Planter ○ CSP121280
L 1200 x W 1200 x H 800 mm
275kg Approx Weight



1500 Square Tall Planter ○ CSP151510
L 1500 x W 1500 x H 1000 mm
480kg Approx Weight



1800 Square Tall Planter
CSP181810
L 1800 x W 1800 x H 1000 mm
550kg Approx Weight



2000 Square Tall ○ CSP202010
L 2000 x W 2000 x H 1000 mm
* 75mm block feet as standard (add to height)
750kg Approx Weight
3.60 m³ Approx Volume



○ Palletised = forklift or crane required
● Palletised for multiples only = forklift or crane required if more than one unit on order

©2024 Quatro Design Pty Ltd. All rights reserved.

This document, including all of its contents, photographs, diagrams, drawings or representations contained, is the exclusive property of Quatro Design Pty Ltd. All information contained in this document is sensitive confidential information of Quatro Design Pty Ltd, and may also represent confidential and legally protected and enforceable industrial or intellectual property of Quatro Design Pty Ltd. No part of this document, including any photographs, diagrams, drawings or representations, may be reproduced, republished or otherwise disclosed or distributed without prior written consent of Quatro Design Pty Ltd. Document Reference: CIV01/2023



WHERE LANDSCAPE MEETS ARCHITECTURE®

QUATRODESIGN.COM.AU