





QUATRO
DESIGN®

NARROW TALL



ABOUT

We stand at the intersection of landscape and architecture, our work is founded in balance — between people and place — enhancing the Australian built environment through quality, design detail and durability that surpasses time and trends.



AUSTRALIAN MANUFACTURING

Quatro Design is synonymous with quality. To achieve consistent high quality and durability, our products are manufactured using modern and specialized GRC equipment.

The manufacture of GRC production requires a high degree of hands-on specialized labour coupled with close attention to detail.

Many of our employees are long standing and valued members of our team who understand GRC production and what is required to deliver consistent quality. These highly valued personal skills coupled with modern specialised GRC equipment is an important part of our manufacturing philosophy.

Each piece is checked during the manufacturing process to ensure compliance with our strict standards and to ensure that our products deliver on customer expectations.

We believe in the value of hand finishing all our products, with attention to detail that has been acquired over years of manufacturing and in supporting the development of our team.



We're proud of the support that we are able to give our local community and the role that we continue to play in enhancing the Australian built environment.



NARROW TALL

Designed to accommodate the introduction of greenery where space is limited and where additional planting height is desired, our collection of Narrow Tall Glassfibre Reinforced Concrete (GRC) planter boxes lend a modern edge to any urban landscape.

Our square and rectangular planter boxes come standard with 10 mm high strip feet cast into the base. Planter box strip feet add 10mm to the overall product height.

Visit quatrodesign.com.au for product specifications and drawings.


Narrow Tall 800/300/740

NTP803074
L 800 x W 300 x H 740 mm
80kg Approx Weight
0.16 m³ Approx Volume



Narrow Tall 1000/400/740

NTP104074
L 1000 x W 400 x H 740 mm
105 Approx Weight
0.27 m³ Approx Volume




Narrow Tall 1000/500/800

NTP105080
L 1000 x W 500 x H 800 mm
120kg Approx Weight
0.36 m³ Approx Volume




Narrow Tall 1500/500/1000

CRP155010
L 1500 x W 500 x H 1000 mm
200kg Approx Weight
0.68 m³ Approx Volume




Narrow Tall 1500/600/1000

CRP156010
L 1500 x W 600 x H 1000 mm
230kg Approx Weight
0.81 m³ Approx Volume




Narrow Tall 2000/500/800

CRP205080
L 2000 x W 500 x H 800mm
235kg Approx Weight
0.72 m³ Approx Volume




Narrow Tall 2000/500/1000

CRP205010
L 2000 x W 500 x H 1000 mm
275kg Approx Weight
0.90 m³ Approx Volume



Narrow Tall 2000/600/1000

CRP206010
L 2000 x W 600 x H 1000 mm
285kg Approx Weight
1.08 m³ Approx Volume



SPACE SAVER

COLOUR EXAMPLES

KALGOORLIE

Narrow Tall 800/300/740
NTP803074
L 800 x W 300 x H 740 mm
80kg Approx Weight
0.16 m³ Approx Volume



Narrow Tall 1000/400/740
NTP104074
L 1000 x W 400 x H 740 mm
105 Approx Weight
0.27 m³ Approx Volume



Narrow Tall 1000/500/800
NTP105080
L 1000 x W 500 x H 800 mm
120kg Approx Weight
0.36 m³ Approx Volume



CONCRETE GREY

Narrow Tall 800/300/740
NTP803074
L 800 x W 300 x H 740 mm
80kg Approx Weight
0.16 m³ Approx Volume



Narrow Tall 1000/400/740
NTP104074
L 1000 x W 400 x H 740 mm
105 Approx Weight
0.27 m³ Approx Volume



Narrow Tall 1000/500/800
NTP105080
L 1000 x W 500 x H 800 mm
120kg Approx Weight
0.36 m³ Approx Volume



CHARCOAL

Narrow Tall 800/300/740
NTP803074
L 800 x W 300 x H 740 mm
80kg Approx Weight
0.16 m³ Approx Volume



Narrow Tall 1000/400/740
NTP104074
L 1000 x W 400 x H 740 mm
105 Approx Weight
0.27 m³ Approx Volume



Narrow Tall 1000/500/800
NTP105080
L 1000 x W 500 x H 800 mm
120kg Approx Weight
0.36 m³ Approx Volume



○ Palletised = forklift or crane required


● Palletised for multiples only = forklift or crane required if more than one unit on order

SCALE REFERENCE

Narrow Tall 800/300/740
 NTP803074
 L 800 x W 300 x H 740 mm
 80kg Approx Weight
 0.16 m³ Approx Volume

Narrow Tall 1000/400/740
 NTP104074
 L 1000 x W 400 x H 740 mm
 105 Approx Weight
 0.27 m³ Approx Volume


Narrow Tall 1000/500/800
 NTP105080
 L 1000 x W 500 x H 800 mm
 120kg Approx Weight
 0.36 m³ Approx Volume



Narrow Tall 1500/500/1000 ○
 CRP155010
 L 1500 x W 500 x H 1000 mm
 200kg Approx Weight
 0.68 m³ Approx Volume


Narrow Tall 1500/600/1000 ○
 CRP156010
 L 1500 x W 600 x H 1000 mm
 230kg Approx Weight
 0.81 m³ Approx Volume

Narrow Tall 2000/500/800 ○
 CRP205080
 L 2000 x W 500 x H 800mm
 235kg Approx Weight
 0.72 m³ Approx Volume



Narrow Tall 2000/500/1000 ○
 CRP205010
 L 2000 x W 500 x H 1000 mm
 275kg Approx Weight
 0.90 m³ Approx Volume

Narrow Tall 2000/600/1000 ○
 CRP206010
 L 2000 x W 600 x H 1000 mm
 285kg Approx Weight
 1.08 m³ Approx Volume



©2023 Quatro Design Pty Ltd. All rights reserved.

This document, including all of its contents, photographs, diagrams, drawings or representations contained, is the exclusive property of Quatro Design Pty Ltd. All information contained in this document is sensitive confidential information of Quatro Design Pty Ltd, and may also represent confidential and legally protected and enforceable industrial or intellectual property of Quatro Design Pty Ltd. No part of this document, including any photographs, diagrams, drawings or representations, may be reproduced, republished or otherwise disclosed or distributed without prior written consent of Quatro Design Pty Ltd. Document Reference: NT-FY24



WHERE LANDSCAPE MEETS ARCHITECTURE®

QUATRODESIGN.COM.AU