



QUATRO  
DESIGN®

SEAT FIXING  
INSTALLATION  
GUIDE

# SEAT FIXING INSTALLATION GUIDE

- Some of our seating collections have downward facing ferrules that allows for the seat to be secured with threaded rod on the underside for permanent fixing to the ground / substrate.
- Polyurethane adhesives can also be used for a less permanent method of fixing. This ensures that the seats are stable and safe to use but can also be removed or repositioned with greater ease than using threaded rod.

## SEATING COLLECTIONS WITH EMBEDDED FERRULES

- Pod
- Deco
- Pebble
- Flinders
- Flex
- Boulder
- Segment
- Twig
- Bikki

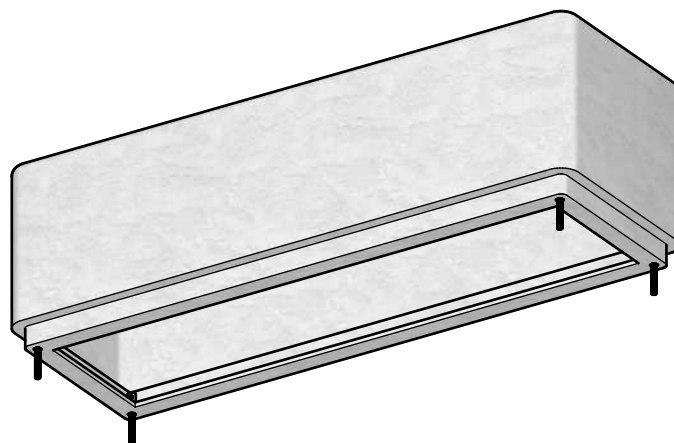
## NOTE

Threaded rods and adhesives are not supplied by Quatro Design and should be provided by the installations contractor.

## EXAMPLE OF DOWNWARD FACING FERRULES

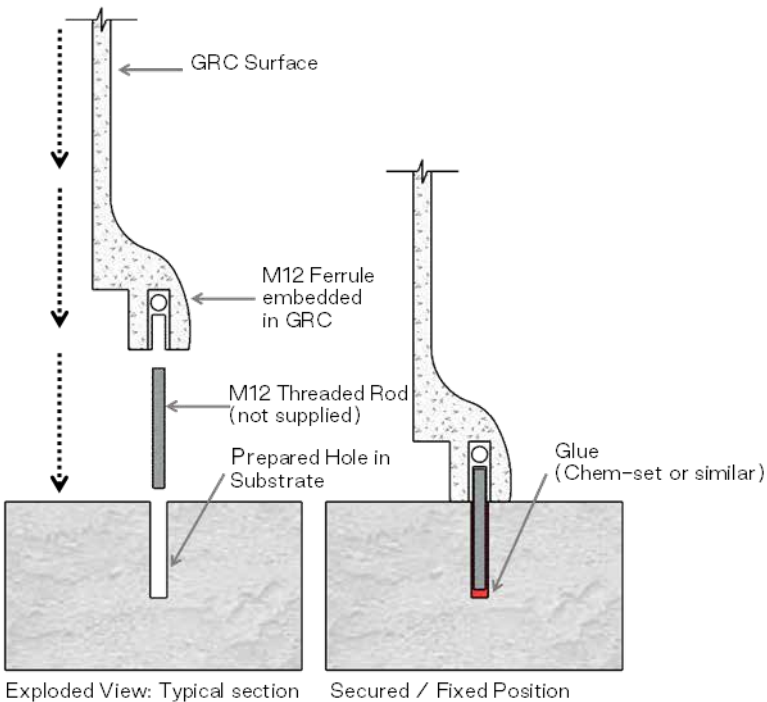
### Pod Collection

Illustrates location of downward facing ferrules and installation of threaded rod



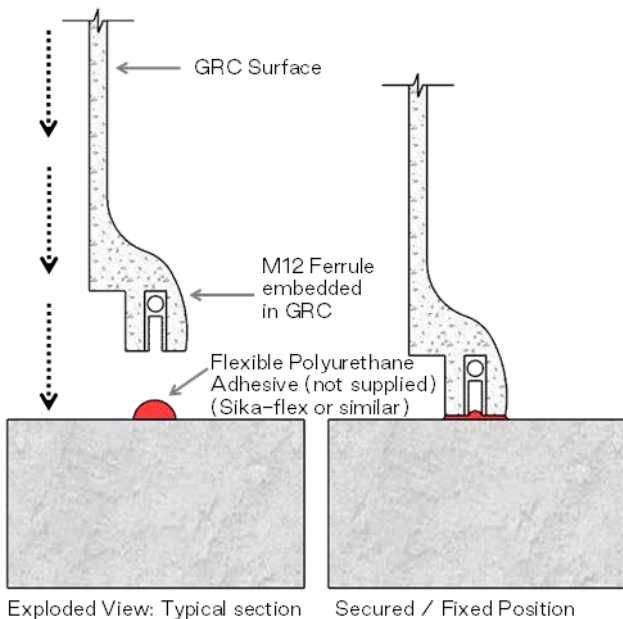
# THREADED ROD INSTALLATION GUIDE

Option 1  
For Permanent Fixing



# POLYURETHANE ADHESIVE INSTALLATION GUIDE

Option 2  
For Less Permanent Fixing



## CONTACT US

Contact us for any seat fixing installation queries

- 02 6672 1190
- sales@quatrodesign.com.au

All rights reserved. This document remains the Copyright property of Quatro Design Pty Ltd. No part may be used, reproduced or distributed by any means or form without prior permission from Quatro Design Pty Ltd.

Document Reference: SFG08/2020



[QUATRODESIGN.COM.AU](http://QUATRODESIGN.COM.AU)