



QUATRO  
DESIGN®

SEAT FIXING  
INSTALLATION  
GUIDE

# SEAT FIXING INSTALLATION GUIDE

- Some of our seating collections have downward facing ferrules that allows for the seat to be secured with threaded rod on the underside for permanent fixing to the ground / substrate.
- Polyurethane adhesives can also be used for a less permanent method of fixing. This ensures that the seats are stable and safe to use but can also be removed or repositioned with greater ease than using threaded rod.

## SEATING COLLECTIONS WITH EMBEDDED FERRULES


- |          |            |           |
|----------|------------|-----------|
| - Pod    | - Flinders | - Segment |
| - Deco   | - Flex     | - Twig    |
| - Pebble | - Boulder  | - Bikki   |

### NOTE

Threaded rods and adhesives are not supplied by Quatro Design and should be provided by the installations contractor.

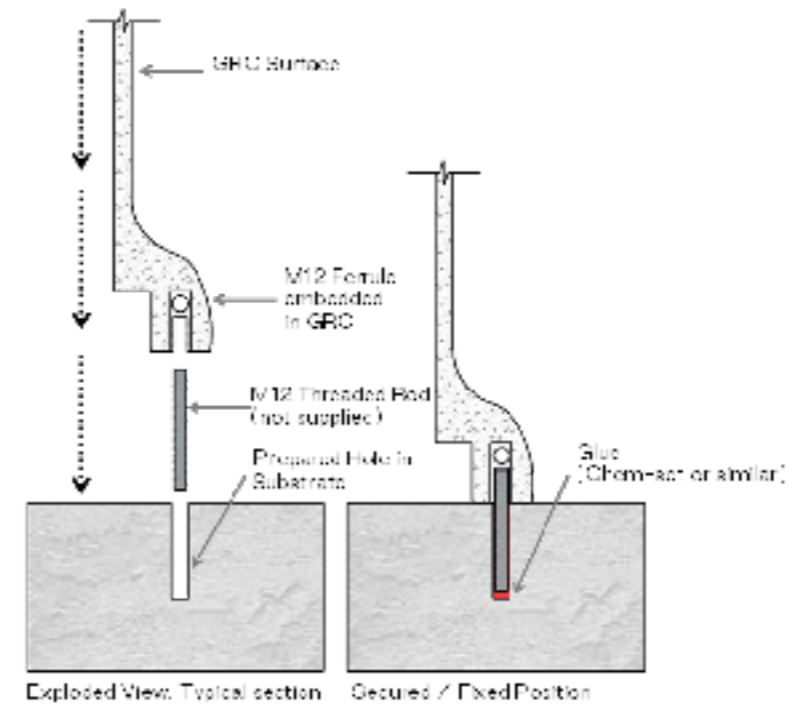
## EXAMPLE OF DOWNWARD FACING FERRULES

**Pod Collection**  
Illustrates location of downward facing ferrules and installation of threaded rod



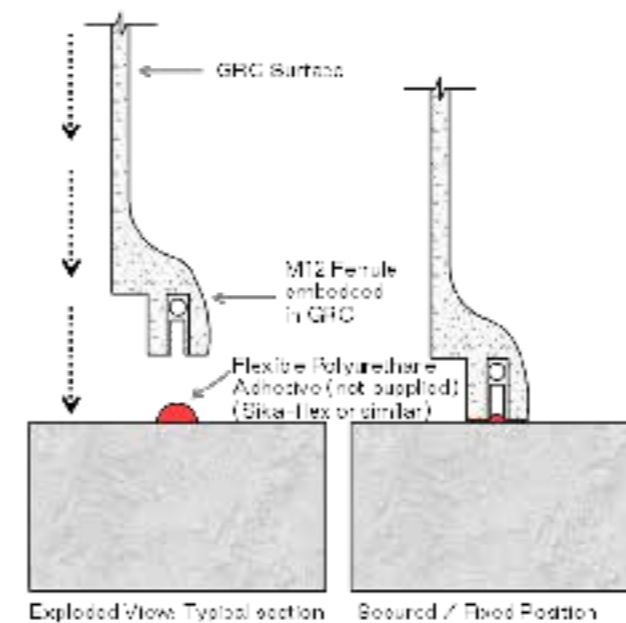
## THREADED ROD INSTALLATION GUIDE

**Option 1**  
For Permanent Fixing



## POLYURETHANE ADHESIVE INSTALLATION GUIDE

**Option 2**  
For Less Permanent Fixing



©2023 Quatro Design Pty Ltd. All rights reserved.

This document, including all of its contents, photographs, diagrams, drawings or representations contained, is the exclusive property of Quatro Design Pty Ltd. All information contained in this document is sensitive confidential information of Quatro Design Pty Ltd, and may also represent confidential and legally protected and enforceable industrial or intellectual property of Quatro Design Pty Ltd. No part of this document, including any photographs, diagrams, drawings or representations, may be reproduced, republished or otherwise disclosed or distributed without prior written consent of Quatro Design Pty Ltd. Document Reference: SFG01/2023



WHERE LANDSCAPE MEETS ARCHITECTURE®

QUATRODESIGN.COM.AU