




QUATRO  
DESIGN®

SUPER BOWLS



## ABOUT

We stand at the intersection of landscape and architecture, our work is founded in balance — between people and place — enhancing the Australian built environment through quality, design detail and durability that surpasses time and trends.



## AUSTRALIAN MANUFACTURING

Quatro Design is synonymous with quality. To achieve consistent high quality and durability, our products are manufactured using modern and specialized GRC equipment.

The manufacture of GRC production requires a high degree of hands-on specialized labour coupled with close attention to detail.

Many of our employees are long standing and valued members of our team who understand GRC production and what is required to deliver consistent quality. These highly valued personal skills coupled with modern specialised GRC equipment is an important part of our manufacturing philosophy.

Each piece is checked during the manufacturing process to ensure compliance with our strict standards and to ensure that our products deliver on customer expectations.

We believe in the value of hand finishing all our products, with attention to detail that has been acquired over years of manufacturing and in supporting the development of our team.





We're proud of the support that we are able to give our local community and the role that we continue to play in enhancing the Australian built environment.



# SUPER BOWLS

Our innovative collection of oversized Glassfibre Reinforced Concrete (GRC) planter bowls is an industry first and are some of the largest planters available worldwide. Their simple yet elegant curves bring balance with just a touch of theatre to large open spaces. The 4000 Super Bowl is manufactured in four segments that is bolted together on site, this allows for quarter and semi-circle configurations too, if required.

Visit [quatrodesign.com.au](http://quatrodesign.com.au) for more information on our colour options, accessories, product specifications and drawings.

## BOLD, OVERSIZED & MAGNIFICENT


1600 Super Bowl

SUPB161610

D 1600 x H 1020 mm

320kg Approx Weight

1.60 m³ Approx Volume




2800 Super Bowl

SUPB282810

D 2800 x H 1020 mm

800kg Approx Weight

5.20 m³ Approx Volume




3000 Super Bowl

SUPB303077

D 3000 x H 770 mm

670kg Approx Weight

4.20 m³ Approx Volume




4000 Super Bowl Quarter Segment

SUPB4000QTR

R 2000 x H 700 mm

360kg Approx Weight

1.8 m³ Approx Volume (each quarter)




4000 Super Bowl Half Segment

SUPB4000QTR (x2)

L 4000 x W 2000 x H 700 mm

720kg Approx Weight




4000 Super Bowl

SUPB404070 (x4)

D 4000 x H 700 mm

1440kg Approx Weight



○ Palletised = forklift or crane required  
● Palletised for multiples only = forklift or crane required if more than one unit on order

# COLOUR EXAMPLES

## KALGOORLIE


1600 Super Bowl

SUPB161610

D 1600 x H 1020 mm

320kg Approx Weight

1.60 m³ Approx Volume




2800 Super Bowl

SUPB282810

D 2800 x H 1020 mm

800kg Approx Weight

5.20 m³ Approx Volume




3000 Super Bowl

SUPB303077

D 3000 x H 770 mm

670kg Approx Weight

4.20 m³ Approx Volume




4000 Super Bowl

SUPB404070 (x4)

D 4000 x H 700 mm

1440kg Approx Weight

1.8 m³ Approx Volume (each quarter)



## CONCRETE GREY

1600 Super Bowl

SUPB161610

D 1600 x H 1020 mm

320kg Approx Weight

1.60 m³ Approx Volume



2800 Super Bowl

SUPB282810

D 2800 x H 1020 mm

800kg Approx Weight

5.20 m³ Approx Volume



3000 Super Bowl

SUPB303077

D 3000 x H 770 mm

670kg Approx Weight

4.20 m³ Approx Volume



4000 Super Bowl

SUPB404070 (x4)

D 4000 x H 700 mm

1440kg Approx Weight

1.8 m³ Approx Volume (each quarter)



## CHARCOAL

1600 Super Bowl

SUPB161610

D 1600 x H 1020 mm

320kg Approx Weight

1.60 m³ Approx Volume



2800 Super Bowl

SUPB282810

D 2800 x H 1020 mm

800kg Approx Weight

5.20 m³ Approx Volume



3000 Super Bowl

SUPB303077

D 3000 x H 770 mm

670kg Approx Weight

4.20 m³ Approx Volume



4000 Super Bowl

SUPB404070 (x4)

D 4000 x H 700 mm

1440kg Approx Weight

1.8 m³ Approx Volume (each quarter)



## SCALE REFERENCE


1600 Super Bowl

SUPB161610

D 1600 x H 1020 mm

320kg Approx Weight

1.60 m³ Approx Volume




2800 Super Bowl

SUPB282810

D 2800 x H 1020 mm

800kg Approx Weight

5.20 m³ Approx Volume




3000 Super Bowl

SUPB303077

D 3000 x H 770 mm

670kg Approx Weight

4.20 m³ Approx Volume




4000 Super Bowl

SUPB404070 (x4)

D 4000 x H 700 mm

1440kg Approx Weight

1.8 m³ Approx Volume (each quarter)



©2023 Quatro Design Pty Ltd. All rights reserved.

This document, including all of its contents, photographs, diagrams, drawings or representations contained, is the exclusive property of Quatro Design Pty Ltd. All information contained in this document is sensitive confidential information of Quatro Design Pty Ltd, and may also represent confidential and legally protected and enforceable industrial or intellectual property of Quatro Design Pty Ltd. No part of this document, including any photographs, diagrams, drawings or representations, may be reproduced, republished or otherwise disclosed or distributed without prior written consent of Quatro Design Pty Ltd. Document Reference: SUP01/2023



WHERE LANDSCAPE MEETS ARCHITECTURE®

[QUATRODESIGN.COM.AU](https://quatrodesign.com.au)